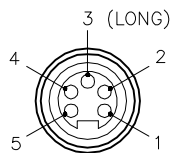
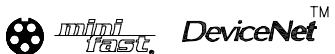


MALE END VIEW

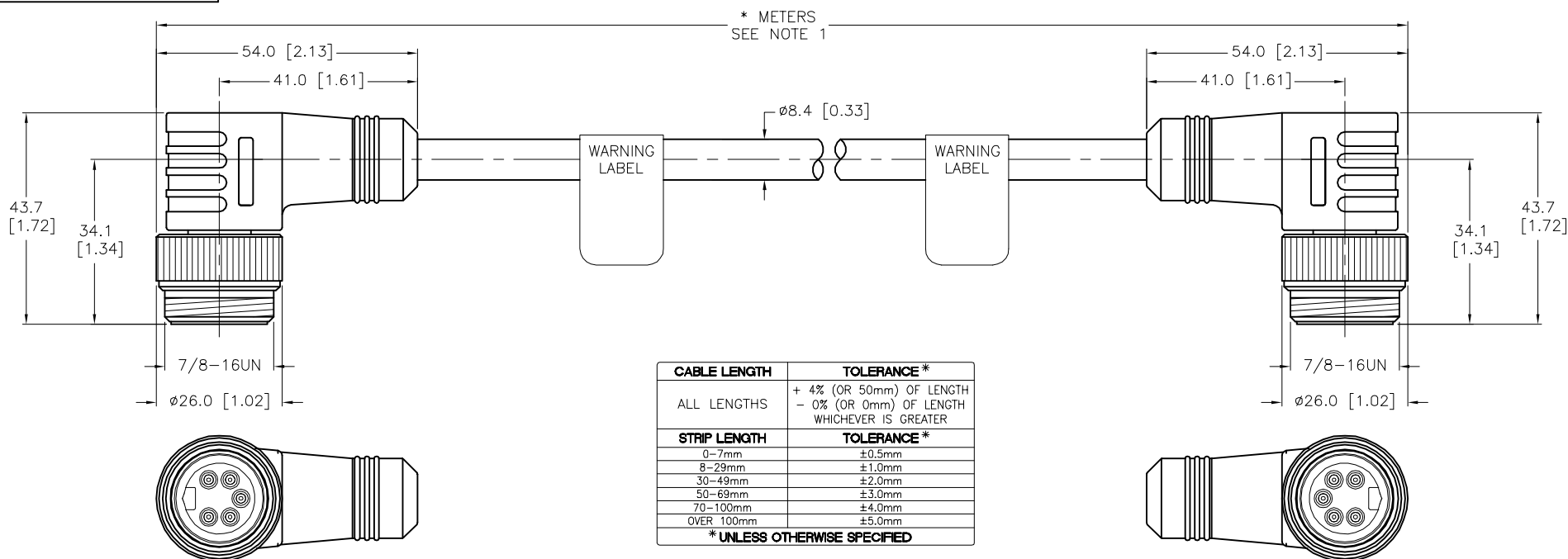


- 1 = BARE (SHIELD)
2 = RED (+ VOLTAGE)
3 = BLACK (- VOLTAGE)
4 = WHITE (CAN_H)
5 = BLUE (CAN_L)



SPECIFICATIONS

CONTACT CARRIER MATERIAL	TPU
MOLDED HEAD MATERIAL/COLOR	TPU/BLUE-GRAY
CONTACT MATERIAL/PLATING	BRASS/GOLD
COUPLING NUT MATERIAL/PLATING	BRASS/NICKEL
RATED CURRENT [V]	7.0 A
RATED VOLTAGE [V]	300 V
OUTER JACKET MATERIAL/COLOR	TPU/GRAY
CONDUCTOR INSULATION MATERIAL	FOAMED HDPE (DATA), PVC (POWER)
NUMBER OF CONDUCTORS [AWG]	2x17 AWG, 2x20 AWG, 20 AWG DRAIN
SHIELDING	FOIL (PAIRS), ALUM/POLYESTER FOIL (OVERALL)
TEMPERATURE RATING	-40° to +80°C (-40°F to +176°)
PROTECTION CLASS	NEMA 1,3,4,6P,12 & IECIP67, IP68,IP69,IP69K

**WARNING:**

ELECTRICAL SHOCK HAZARD
CONNECTOR IS TO BE IN THE THE
MATED STATE WHILE ENERGIZED
REMOVE POWER BEFORE SERVICING.

NOTES:

1. "*" INDICATES CABLE LENGTH IN METERS. CONTACT TURCK TO ORDER SPECIFIC LENGTHS.

SOURCE DRAWING - FOR REFERENCE ONLY

RELATED DOCUMENTS 1. 2. 3. 4.	3RD ANGLE PROJECTION 	THIS DRAWING IS CONFIDENTIAL AND THE PROPERTY OF TURCK INC. USE OF THIS DOCUMENT WITHOUT WRITTEN PERMISSION IS PROHIBITED.		TURCK 3000 CAMPUS DRIVE MINNEAPOLIS, MN 55441 1-800-544-7769 (763) 553-7300 (763) 553-0708 fax www.turck.us	
	ALL DIMENSIONS DISPLAYED ON THIS DRAWING ARE FOR REFERENCE ONLY CONTACT TURCK FOR MORE INFORMATION	DRFT RDS	DATE 05/08/07	DESCRIPTION WSM WSM 5723-*M	
		APVD	SCALE 1=1.3	IDENTIFICATION NO.	
		UNIT OF MEASUREMENT MILLIMETER [INCH]		REV 	
MATERIAL	DO NOT SCALE THIS DRAWING	FILE: 777016971		SHEET 1 OF 1	
FINISH					